

Instructional Guide

Shutter Button

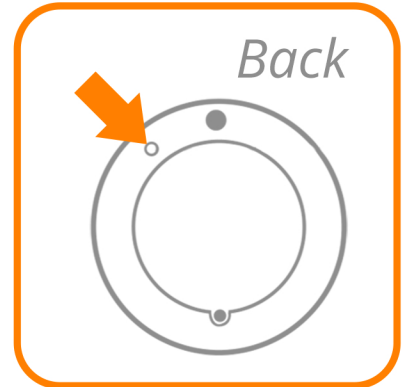
Bluetooth Button Series



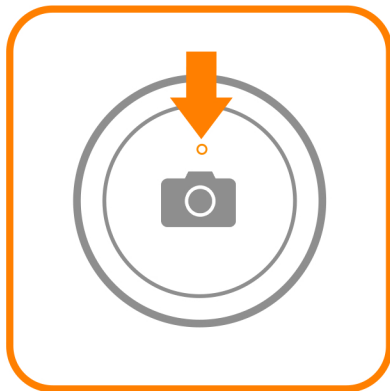
1. Turn Bluetooth **"ON"** on your smartphone



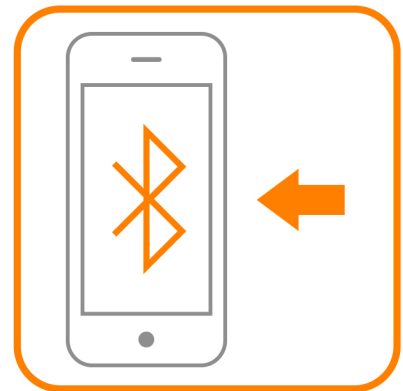
2. Press and hold the **Pairing** button for **3 seconds**



3. A **blue** LED will start **blinking** on the front of your Shutter Button



4. Select **Bluetooth Shutter Button** in the list of detected devices



5. Tap the **"Pair"** button on your smartphone



6. Place your Shutter Button on mount to use on-the-go!

