



Instructional Guide

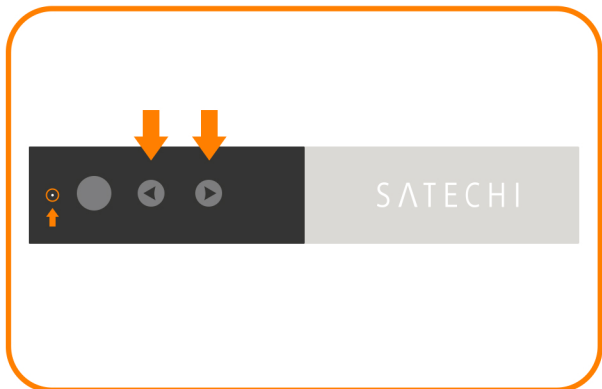
Aluminum Wireless Presenter

1. To turn the remote **ON** or **OFF**, press and hold the button on the bottom of the remote for **~3 seconds**.
2. Turn on Bluetooth on your device.



3. Press and hold both the **"Next slide"** and **"Prev. slide"** buttons for **~3 seconds**.
4. Select the remote (**ST-APA**) to complete the pairing process.

The indicator will blink blue



5. Run presentation program on your device. Use Wireless Presenter to navigate through slides.
6. Use USB port for charging a built in lithium-ion battery.

Keynote and Powerpoint supported

