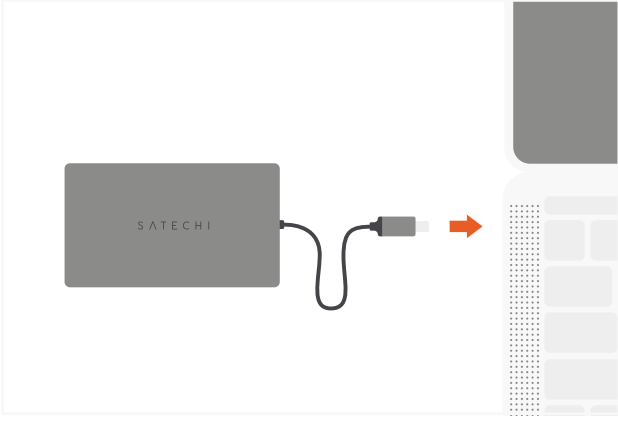
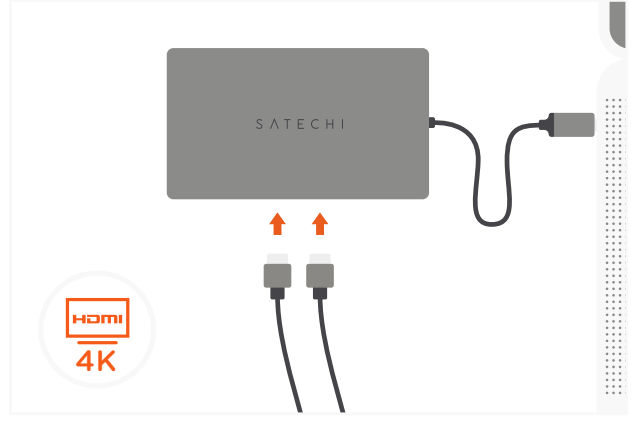


USB-C MULTIMEDIA ADAPTER FOR M1

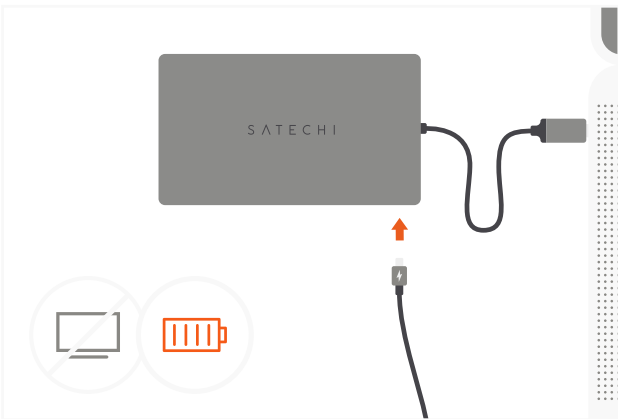
- 1** Connect the adapter to an USB-C port on your host device.



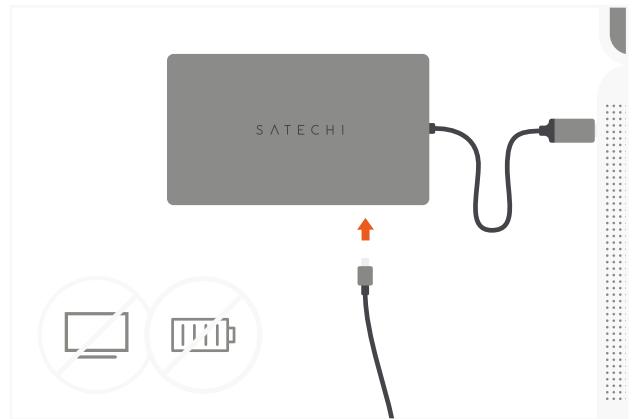
- 2** Connect two HDMI-enabled monitors for dual 4K HDMI display output. One HDMI port supports up to 60Hz, the other 30Hz.



- 3** Use the USB-C charging port to power your device – up to 85W. Does not support video or data transfer.



- 4** Use the USB-C data port to connect an USB-C device or peripheral – up to 5 Gbps. Does not support video or charging.



- 5** Use the two USB-A 3.0 ports for data transfer and file back up – up to 5 Gbps. USB-A ports do not support charging or CD readers, including Apple SuperDrive.

