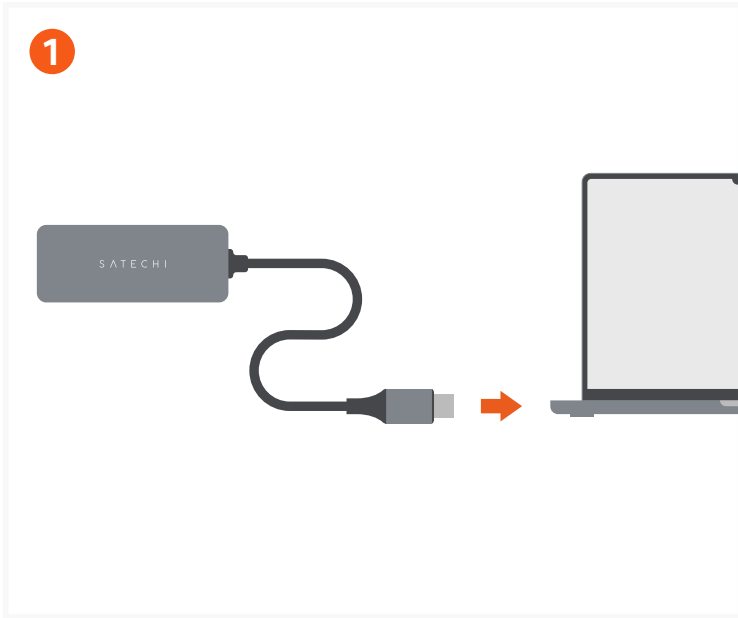
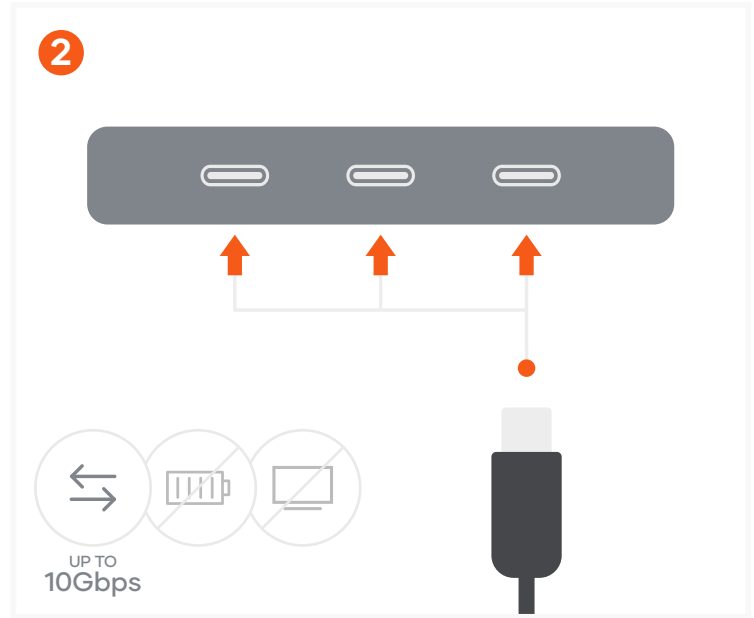


QUICK GUIDE

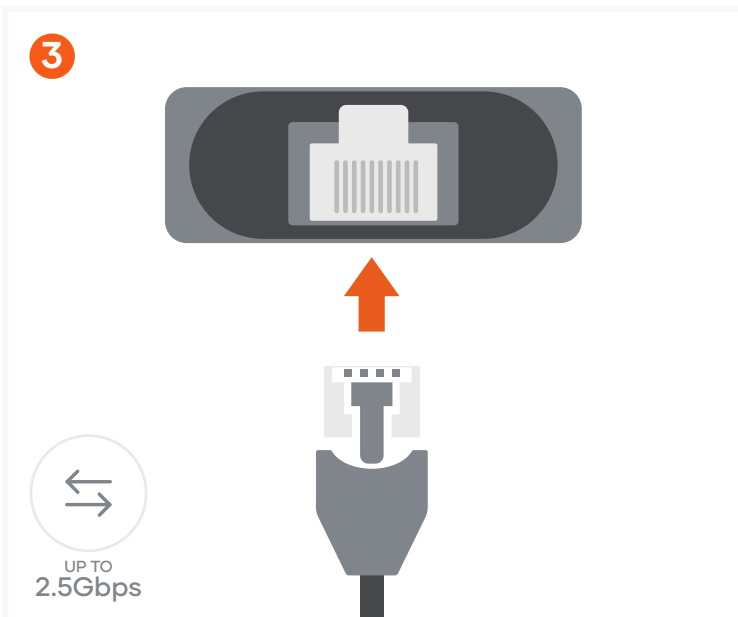
4-IN-1 USB-C HUB WITH 2.5 GIGABIT ETHERNET



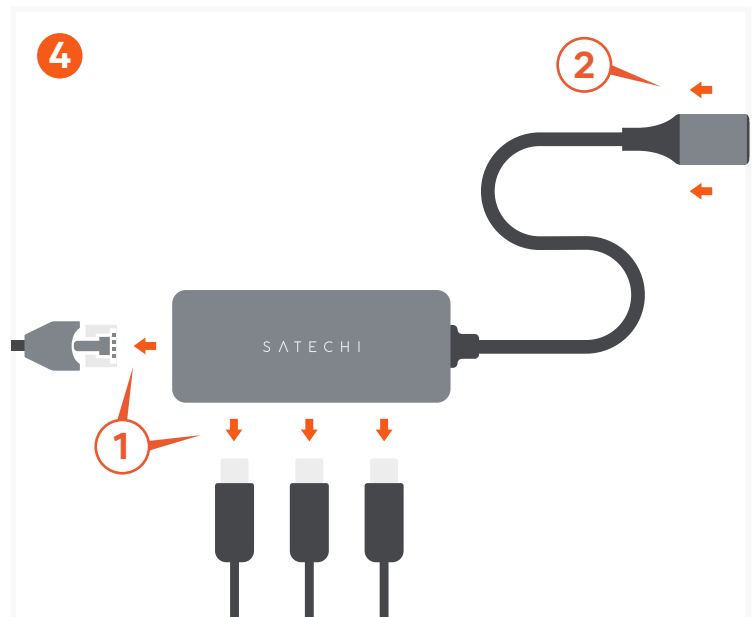
Connect the adapter to a compatible USB-C port on your host device.
The LED Indicator should turn on once connected.



Use the 3 USB-C 3.2 Gen 2 data ports for fast transfers and file backups - up to 10Gbps each.
These ports do not support charging or video output.
These ports do not support CD/DVD drives or Apple SuperDrive.



Connect an RJ45 cable to the 2.5 Gigabit Ethernet port.
To achieve 2.5 Gigabit speeds, your Internet Service Provider (ISP) and router/modem must support Multi-Gig technology.
Use a Cat 5e cable or higher to achieve 2.5 Gigabit speeds.



Eject any connected devices prior to disconnecting the hub from the host device.

Product is designed for USB-C 3.2 Gen 2 host devices.
Performance may vary depending on the host device's compatibility.