

Dimension: 75 x 135 mm


OUTSIDE

- Кабели EMark требуются для считывания мощности более 60 Вт.
- 60W以上のワット数を読み取るには、EMarkケーブルが必要です。
- 60W 이상의 전력량을 읽기 위해서는 EMark 케이블이 필요합니다.
- 讀取超過 60W 的功率需要 EMark 電纜。
- 讀取超過 60W 的功率需要 EMark 電纜。



This device complies with part 15 of the FCC results. Operation is subject to the following two conditions:
1. This device may not cause harmful interference and
2. This device must accept any interference received, including interference that may cause undesired operation.
Note: This Equipment has been tested and found to comply with the limits for a class B digital device, pursuant to Part 15 of the Federal Communications Commission (FCC) rules. These limits are designed to provide reasonable protection against harmful interference in a residential installation. This equipment generates, uses, and can radiate radio frequency energy and, if not installed and used in accordance with the instructions, may cause harmful interference to radio communications. However, there is no guarantee that interference will not occur in a particular installation. If this equipment does cause harmful interference to radio or television reception, which can be determined by turning the equipment off and on, the user is encouraged to try to correct the interference by one or more of the following measures:
1.1. Reorient or relocate the receiving antenna
1.2. Increase the separation between the equipment and receiver
1.3. Connect the equipment into and outlet on a circuit different from that to which the receiver is connected
1.4. Consult the dealer or an experienced radio/TV technician for help

Changes or modifications not expressly approved by the manufacturer could void the user's authority to operate the equipment.



Satechi declares that this product is in compliance with the essential requirements and other relevant provisions of applicable EC directives. For Europe, a copy of the Declaration of Conformity for this product may be obtained by visiting <https://satechi.net/support/doc>



According to the WEEE (Waste Electrical and Electronic Equipment) Directive, do not dispose of this product as household waste or commercial waste. Waste electrical and electronic equipment should be appropriately collected and recycled as required by practices established for your country. For information on recycling of this product, please contact your local authorities, your household waste disposal service, or the shop where you purchased the product.



NEED HELP?

BESOIN D'AIDE? | ¿NECESITA AYUDA? | BENÖTIGEN SIE HILFE? | HAI BISOGNO DI AIUTO? | YARDIMA MI İHTİYACINIZ VAR? | POTRZEBUJĘ POMOCY? | PRECISA DE AJUDA? | НУЖНА ПОМОЩЬ? | 助けが必要ですか? | 도움이 필요하십니까? | 需要幫助? | 需要帮助?

Manufacturer:
7365 Mission Gorge Rd. Ste. G
San Diego, CA 92120, USA
+1 858 268 1800
support@satechi.com
www.satechi.net

EU Authorized Representative:
Chemical Inspection and Regulation
Service Limited
CIRS, Regus Harcourt Centre
Dublin, Ireland, D02 HW77
+353 1 477 3710

SATECHI 100W USB-C PD COMPACT GAN CHARGER - EU USER MANUAL

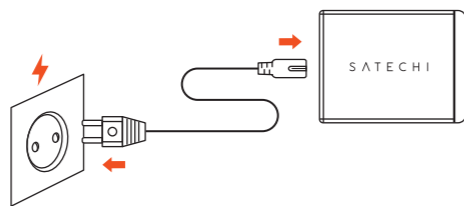


Manuel de l'utilisateur | Manual de usuario | Benutzerhandbuch | Manuale utente | Kullanım kılavuzu | Instrukcja obsługi | Manual de usuário | Руководство пользователя | ユーザーマニュアル | 사용자 매뉴얼 | 使用者説明 | 用戶說明

INSIDE

PLUG & PLAY

BRANCHEZ & JOUEZ | CONECTAR Y USAR | STECKEN & SPIELEN | COLLEGARE E GIOCARE | TAK VE ÇALIŞTIR | PODŁĄCZ I UŻYWAJ | CONECTE E USE | ПОДКЛЮЧИ И РАБОТАЙ | プラグ&プレイ | 플러그 앤 플레이 | 即插即用 | 即插即用



1. Connect the charger to a power outlet

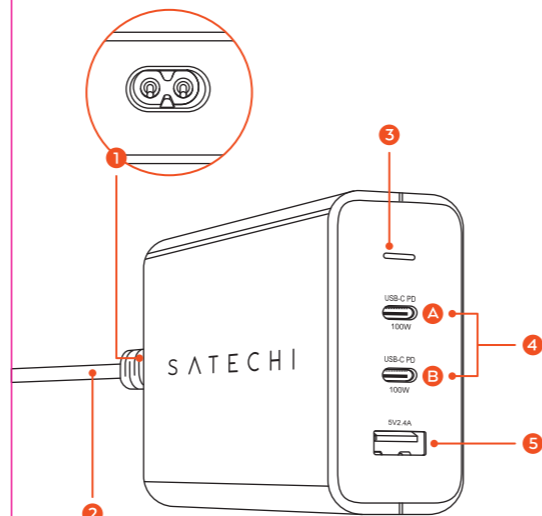
Connectez le chargeur à une prise de courant | Conecte el cargador a una toma de corriente | Schließen Sie das Ladegerät an eine Steckdose an | Collegare il caricatore ad una presa di corrente | Şarj cihazını bir elektrik prizine bağlayın | Podłącz ładowarkę do gniazdko elektrycznego | Conecte o carregador a uma tomada | Подключите зарядное устройство к розетке | 充電器をコンセントに接続します | 충전기를 전원 콘센트에 연결 | 將充電器連接到電源插座 | 將充電器連接到電源插座

2. Connect your devices

Connectez vos appareils | Conecte sus dispositivos | Schließen Sie Ihre Geräte an | Collega i tuoi dispositivi | Cihazlarınızı bağlayın | Podłącz swoje urządzenia | Conecte seus dispositivos | Подключите свои устройства | お使いのデバイスを接続 | 기기 연결 | 連接到您的裝置 | 連接到您的設備

FUNCTIONS

FONCTIONS | FUNCIONES | FUNKTIONEN | FUNZIONI | FONKSİYONLAR | FUNKCJE | FUNÇÕES | ФУНКЦИИ | 機能 | 기능 | 功能 | 功能



1. C7 Power Port

C7 Port d'alimentation | Puerto de alimentación C7 | C7 Stromanschluss | Porta di alimentazione C7 | C7 Güç Portu | C7 Port zasilania | Porta de alimentação C7 | C7 Порт питания | C7 파워포트 | C7 전원 포트 | C7 電源連接埠 | C7 電源端口

2. EU - C7 Power Cord (included)

Cordon d'alimentation EU - C7 (inclus) | Cable de corriente EU - C7 (incluido) | EU - C7 Netzkabel (enthalten) | Cavo Alimentazione EU - C7 (incluso) | EU - C7 Güç Kablosu (dahil) | EU - C7 Kabel sieciowy (w zestawie) | EU - Cabo de alimentação C7 (incluído) | EU - C7 Шнур питания (входит в комплект) | EU-C7電源コード(付属) | EU - C7 전원 코드(포함) | EU - C7 電源線(隨附) | EU - C7 电源线(隨附)

3. LED Indicator

Indicateur LED | Indicador LED | LED-Anzeige | Indicatore LED | LED Göstergesi | Wskaźnik LED | Indicator LED | Светодиодный Индикатор | LED 센저ータ | LED 표시등 | LED指示燈 | LED指示灯

4. 2X USB-C PD Ports

Ports USB-C PD | Puertos USB-C PD | USB-C PD-Anschlüsse | Porte USB-C PD | USB-C PD Portları | Porty USB-C PD | Portas PD USB-C | Порты USB-C PD | USB-C PD 포트 | USB-C PD 포트 | USB-C PD 連接埠 | USB-C PD 端口

Using A/B (100W Max)

(PD-A) 5V/9V/12V/15V=3A, 20V=5A
(PD-B) 5V/9V/12V/15V=3A, 20V=5A
(PPS) 3.3-20V=5A

Using A&B

(PD-A) 5V/9V/12V/15V/20V=3A (60W Max)
(PD-B) 5V/9V=3A, 12V=2.5A, 15V=2A,
20V=1.5A (30W Max)

5. USB-A PD Port (12W Max.)

Port USB-A PD | Puerto USB-A PD | USB-A PD-Anschluss | Porta USB-A PD | USB-A PD Portu | Port USB-A PD | Porta USB-A PD | Порт USB-A PD | USB-A PD 포트 | USB-A PD 포트 | USB-A PD 連接埠 | USB-A PD 端口

IMPORTANT

IMPORTANT | IMPORTANTE | WICHTIG | IMPORTANTE | ÖNEMLİ | WAŻNY | IMPORTANTE | ВАЖНО | 重要 | 중요한 | 重要訊息 | 重要信息

• Keep away from water, liquid, and moisture.

• Tenir à l'écart de l'eau, des liquides et de l'humidité.

• Manténgalo lejos del agua, líquidos y la humedad.

• Von Wasser, Flüssigkeiten und Feuchtigkeit fernhalten.

• Tenere lontano da acqua, liquidi e umidità.

• Su, sıvı ve nemden uzak tutun.

• Przechowywać z dala od wody, płynów i wilgoci.

• Mantenha longe de água, líquidos e umidade.

• Беречь от воды, жидкостей и влаги.

• 水、液体、湿気を避けてください。

• 물, 액체 및 습기로부터 멀리하십시오.

• 遠離水，液體和濕氣。

• 远离水，液体和湿气。

• EMark Cables required to read wattage over 60W.

• Câbles EMark requis pour lire les puissances supérieures à 60W.

• Cables EMark necesarios para leer la potencia de más de 60W.

• EMark-Kabel sind erforderlich, um eine Leistung über 60 W abzulesen.

• Cavi EMark necessari per la lettura di potenze superiori a 60W.

• 60W üzerindeki watt değerlerini okumak için EMark Kabloları gereklidir.

• Kable EMark wymagane od odczytu mocy powyżej 60W.

• Cabos EMark necessários para ler potências superiores a 60W.