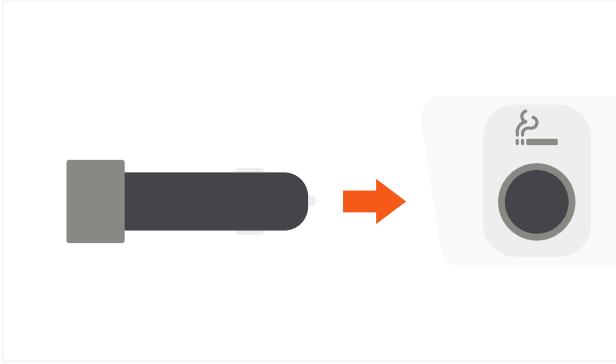
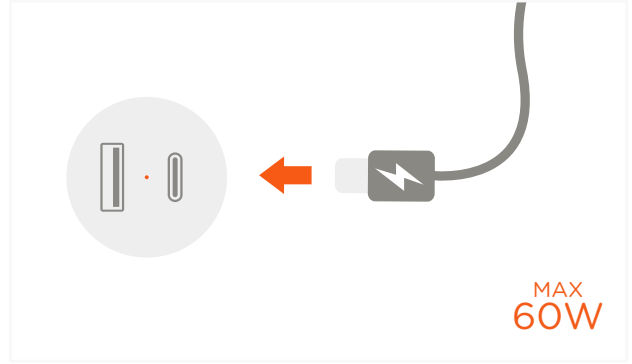


72W CAR CHARGER ADAPTER

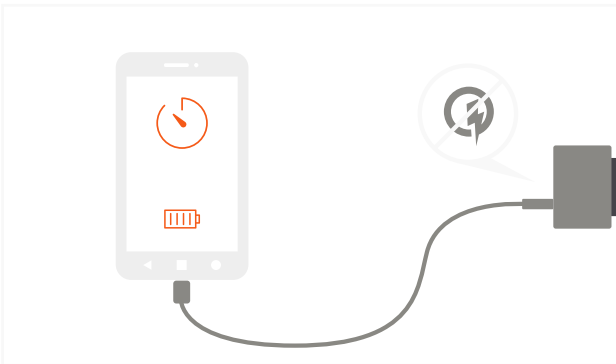
- 1 Insert the Car Charger in your car's 12V cigarette port. Blue LED light will illuminate to indicate proper connection



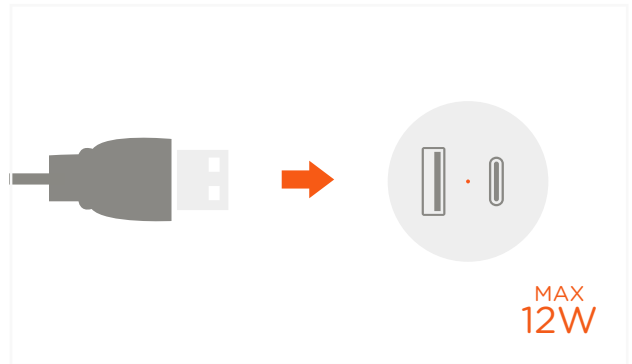
- 2 Connect an USB-C cable to the adapter's Type-C port to charge an USB-C device. Max output: 60W



- 3 Supports USB-C PD fast charging speeds with compatible PD devices. Does not support QC protocol, will charge at regular speed



- 4 Connect an USB-A cable to the adapter's Type-A port to charge another USB device. Max output: 12W



- 5 Connect your USB-C and USB-A devices to charge simultaneously. Total max output: 72W

