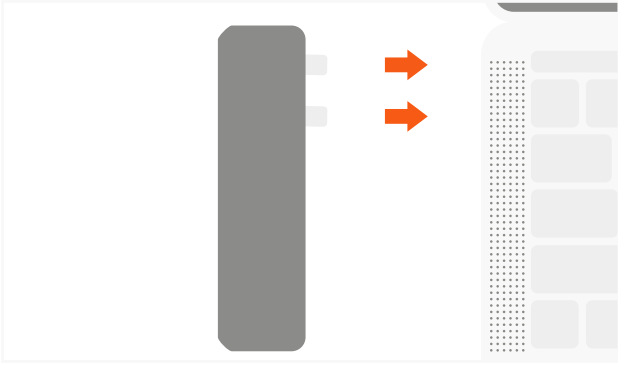


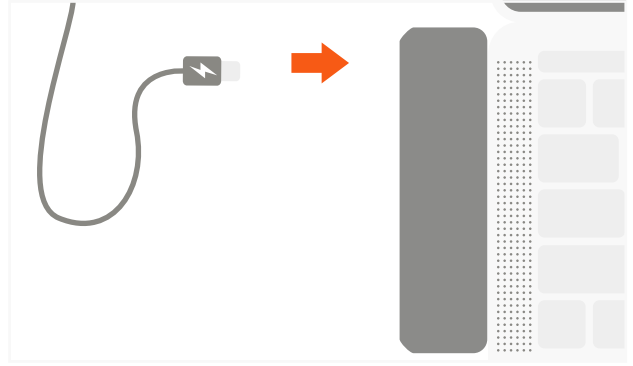
# INSTRUCTIONAL GUIDE

## ALUMINUM PRO HUB

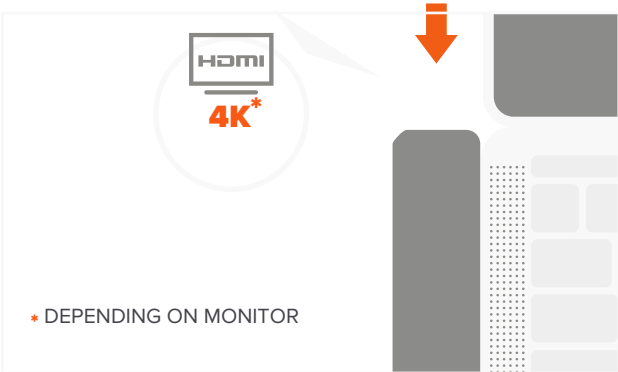
- 1** Plug the Hub into Type-C ports of your 2016 MacBook Pro. Fits only 2016/2017 MacBook Pro. 13" (61W) and 15" (87W) MacBook Pro models supported



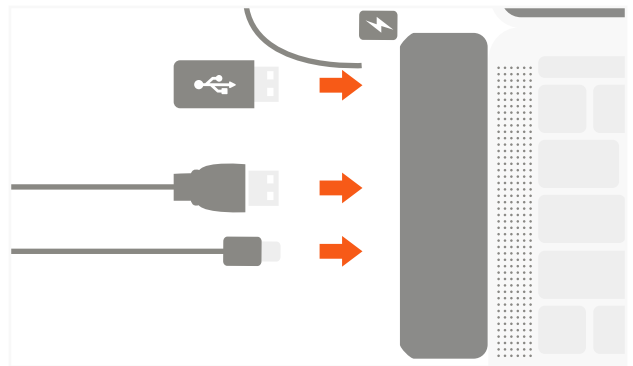
- 2** Use Thunderbolt 3 port for high speed data transfer or for pass-through charging. Thunderbolt 3: up to 5k or 2x4k @ 60Hz video, up to 40Gb/s data speed. Not recommended for use with a laptop case.



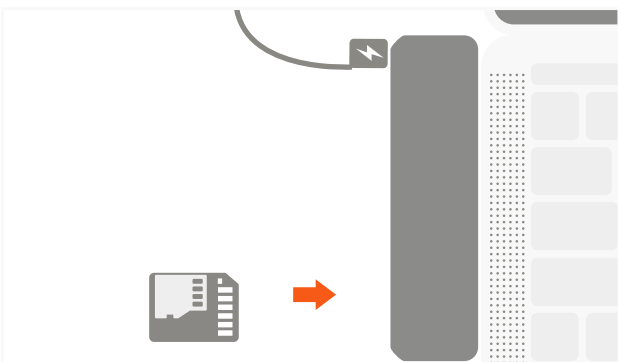
- 3** Connect external monitor to HDMI port of the Hub with HDMI cable. Cable version must be 1.4 or higher. Available quality 1080p @ 60Hz, up to 4k @ 30Hz



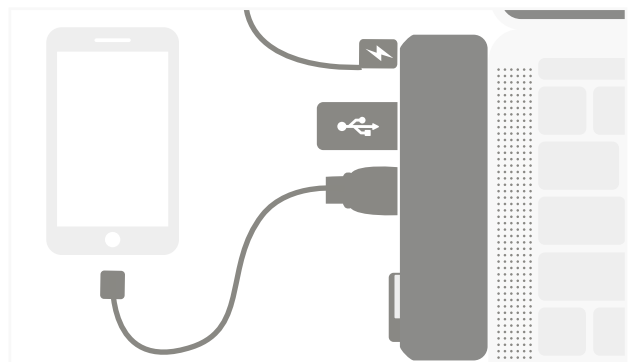
- 4** Connect USB peripherals to appropriate USB 3.0 and USB-C ports of the Hub. Data speed: USB 3.0 ports – 5Gb/s, USB-C port – 5Gb/s. Not compatible with Apple SuperDrive



- 5** Insert SD and MicroSD cards into Card Reader ports. Data speed: up to 104MB/s



- 6** All ports can be used simultaneously. Note: Please use one hard drive at time.



NOTE: OPERATING TEMPERATURE 86-122°F