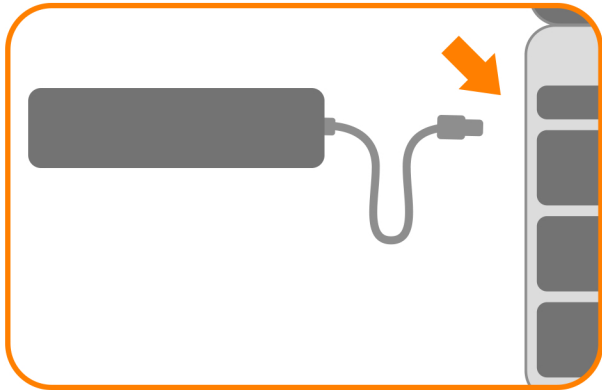


# Instructional Guide

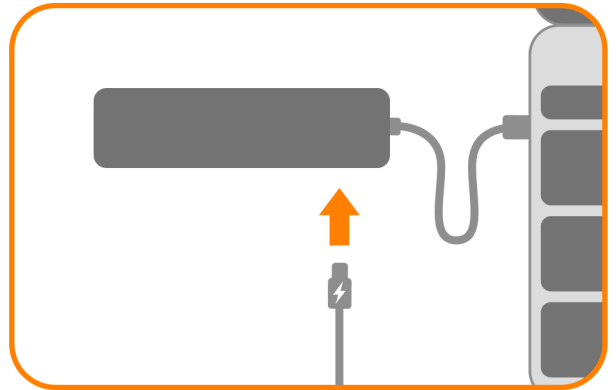
## Slim Aluminum Type-C Multi-Port Adapter

1. Connect the Type-C Multi-Port Adapter to Type-C port of your Macbook.

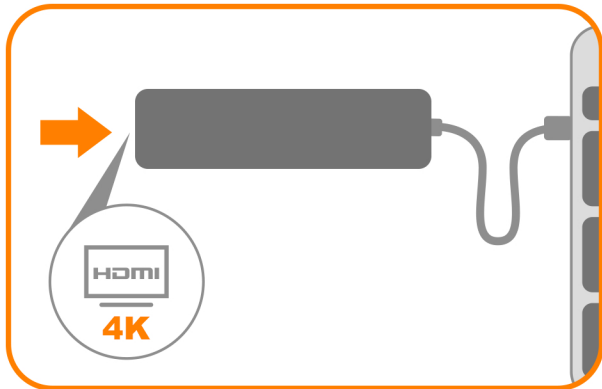


2. Connect native Macbook charger to pass through port to charge your Macbook.

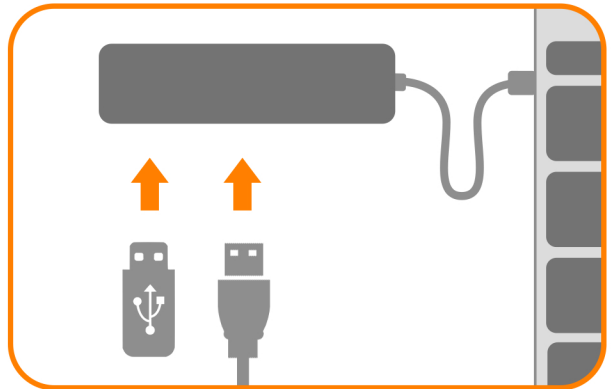
*Blue LED indicates that Adapter is powered.*



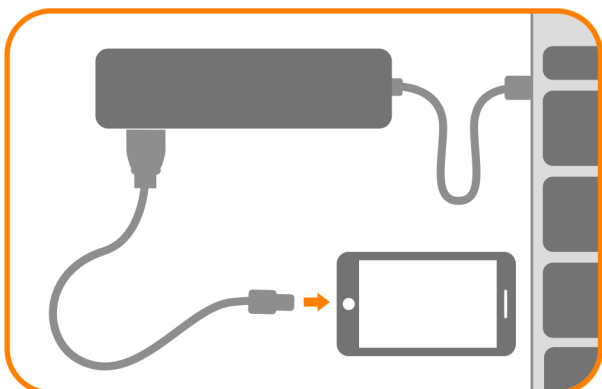
3. Connect external monitor to HDMI port of the Adapter with HDMI Cable.



4. Connect USB HDD/SSD/Thumb or any USB Device to USB Type-A ports.



5. Charge phones through USB ports of the Adapter using native charging cables.



6. All ports can be used simultaneously.

*Output of each USB Type-A port is 5V / 1A*

