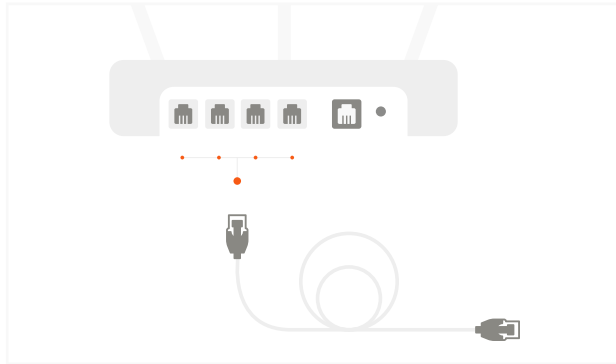
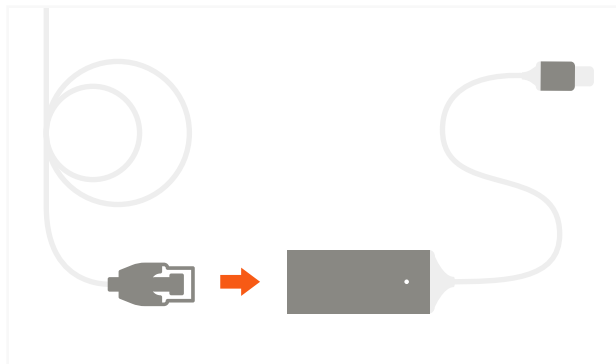


TYPE-C TO ETHERNET ADAPTER

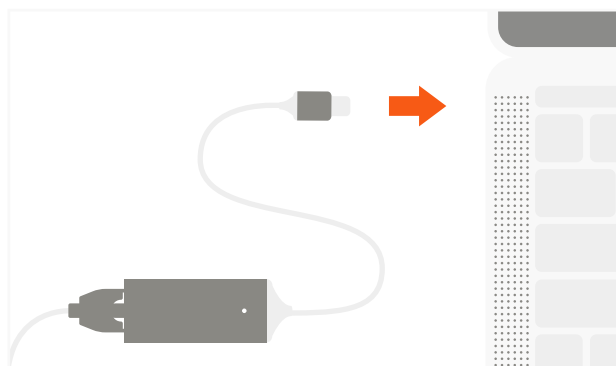
- 1 Plug Ethernet cable into a LAN port of your modem or router.



- 2 Connect Ethernet cable to the RJ-45 port of the Adapter.



- 3 Connect Type-C to Ethernet Adapter to your USB-C or Thunderbolt 3 device.



COMPATIBLE USB-C AND THUNDERBOLT 3 DEVICES

USB-C and Thunderbolt 3 compatible with MacBook 2015/2016, MacBook Pro 2016, ChromeBook, Lumia 950/950XL, Samsung Galaxy Tab Pro S, HP Spectre, Huawei Matebook, Dell XPS series, Xiaomi notebook 12", Acer Aspire R13 / V15, ASUS ROG G752VL / GT752VT / GT752VY / GX700VO / ASUS ZenBook Pro, UX501VW S5-391-6419 Nitro / V17 Nitro, Clevo P750DM / P770DM / P870DM, Predator 15 / 17, LG G5, Razor Blade Sheath and MSI GS40 / GS60 / GT72 / GT80 / Vortex/ WS60 / WS72.