

S A T E C H I



**WIRELESS ON-EAR HEADPHONES**  
USER MANUAL

THANK YOU FOR CHOOSING  
S A T E C H I

**AMAZING SOUND QUALITY**

With the Satechi Aluminum Wireless Headphones, you'll experience sides to your music you didn't know existed. Featuring crystal clear sound, the Wireless Headphones deliver great audio in an elegant package. Best of all – no wires are required. Available in three colors and boasting a sturdy aluminum construction, the Satechi Headphones are the perfect choice for any music fan!

**SPECIFICATIONS**

MODEL	ST-AHP
DIMENSIONS	6.75" x 6.5" x 2.5"
WEIGHT	170g
CONNECTIVITY	3.5mm / Micro USB
WIRELESS CONNECTIVITY	Bluetooth

**CONTENTS**

ST-AHP	x1
3.5MM CABLE	x1
CHARGING CABLE	x1

**SYSTEM REQUIREMENTS**

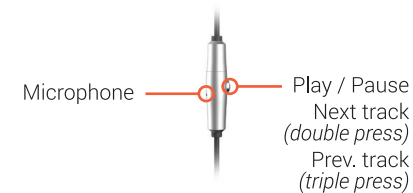
BLUETOOTH VERSION	3.0 or later
WINDOWS	7 / 8 / 8.1 / 10
MACOSX	v10.4 or later
IOS	5 or later

**ON / OFF & RECHARGEABLE BATTERY**

To turn the Headphones on or off, press and hold the "On/Off / Pairing" button until the LED indicator blinks blue, then release. (~3 seconds)

The Aluminum Headphones are equipped with a rechargeable battery. Plug the included charging cable into the Headphones' Micro USB port, then plug the other end of the cable into a computer or USB wall adapter to charge.

**FUNCTIONS**



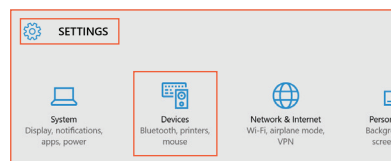
**PAIRING MODE\***

To put the Headphones in Pairing Mode, press and hold the "On/Off / Pairing" button until the LED indicator blinks blue and red, then release. (~8–10 seconds)

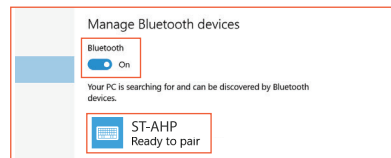
\*Note: When pairing to a new device the headphones should be off, then go through the pairing sequence. (~8–10 seconds)

**PAIRING: WINDOWS**

First, put the Headphones in Pairing Mode. Then, on your Windows device, go to your device settings.



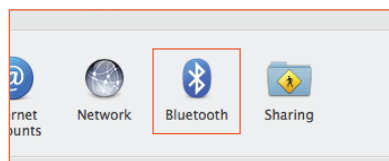
Select "Devices" in the settings menu, then select "Bluetooth" from the sidebar.



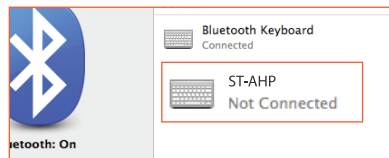
Make sure Bluetooth is turned on. Find "ST-AHP" in the list, then click to pair.

**PAIRING: MAC**

First, put the Headphones in Pairing Mode. Then, on your Mac, open your System Preferences.



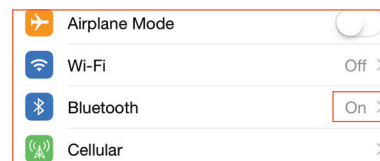
Select "Bluetooth," and ensure Bluetooth is turned on.



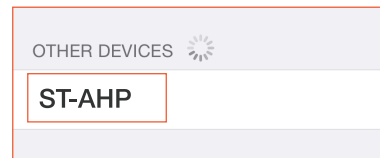
Find "ST-AHP" in the list, then click to pair.

**PAIRING: iOS**

First, put the Headphones in Pairing Mode. Then, on your iOS device, open Settings.



Select "Bluetooth," and ensure Bluetooth is turned on.



Find "ST-AHP" in the list, then click to pair.



This device complies with part 15 of the FCC rules. Operation is subject to the following two conditions:  
1. This device may not cause harmful interference and  
2. This device must accept any interference received, including interference that may cause undesired operation.

**Note:** This Equipment has been tested and found to comply with the limits for a class B digital device, pursuant to Part 15 of the Federal Communications Commission (FCC) rules. These limits are designed to provide reasonable protection against harmful interference in a residential installation. This equipment generates, uses, and can radiate radio frequency energy and, if not installed and used in accordance with the instructions, may cause harmful interference to radio communications. However, there is no guarantee that interference will not occur in a particular installation. If this equipment does cause harmful interference to radio or television reception, which can be determined by turning the equipment off and on, the user is encouraged to try to correct the interference by one or more of the following measures:

- 1.1. Reorient or relocate the receiving antenna
- 1.2. Increase the separation between the equipment and receiver
- 1.3. Connect the equipment into an outlet on a circuit different from that to which the receiver is connected
- 1.4. Consult the dealer or an experienced radio/TV technician for help

Changes or modifications not expressly approved by the manufacturer could void the user's authority to operate the equipment.



Satechi declares that this product is in compliance with the essential requirements and other relevant provisions of applicable EC directives. For Europe, a copy of the Declaration of Conformity for this product may be obtained by visiting [www.satechi.net/doc](http://www.satechi.net/doc)

Phone: 858-268-1800  
Email: [sales@satechi.com](mailto:sales@satechi.com)  
[www.satechi.net](http://www.satechi.net)