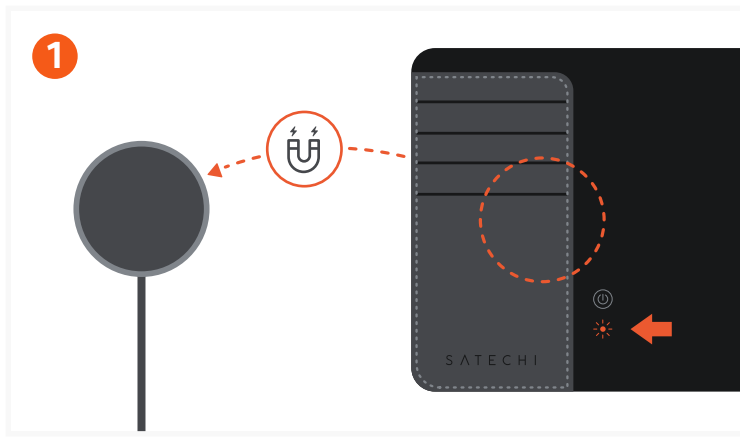


VEGAN-LEATHER PASSPORT COVER WITH FINDMY

SKU: ST-VPCK / ST-VPCR / ST-VPCW



Charge the Passport Cover with a wireless charger (not included). The status light will be orange while charging and green when fully charged.

It is recommended to charge once every 3 months.

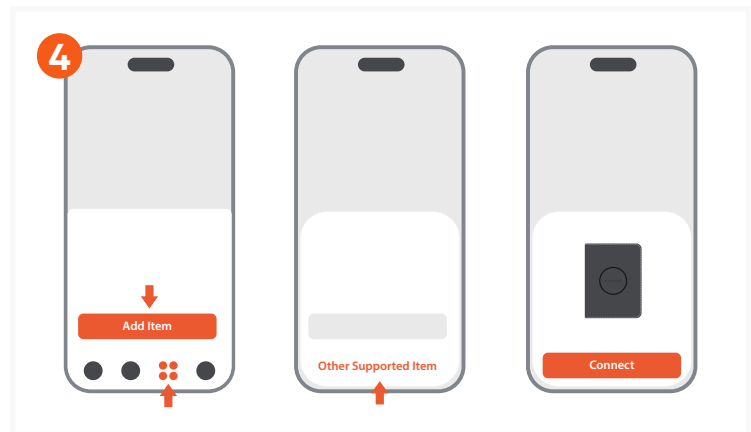


To power on the Passport Cover, press the power button once. It will beep to indicate it is on.

If not paired within 10 minutes, it will beep and automatically power off.




To power off the Passport Cover, quickly press the power button 2 times, then long press the 3rd time for at least 5 to 7 seconds. You will hear two beeps, indicating your Passport Cover is powered off. When device is powered off, you cannot track its location.



To pair the Passport Cover, open the Find My app, tap **Add Item** under **Items**, and tap **Other Supported Item**. Once "Satechi Passport Cover" is detected, tap **Connect**.

Do not leave the app while pairing the device.



To remove the Passport Cover, open the Find My app, tap the Passport Cover under **Items**, tap **Remove Item**, tap **Remove**, and confirm to remove.

If unable to pair with a new device, a factory reset must be done.



To factory reset the Passport Cover, quickly press the power button 4 times, then long-press for at least 3 seconds. You will hear a confirmation sound, indicating that the factory reset is complete.