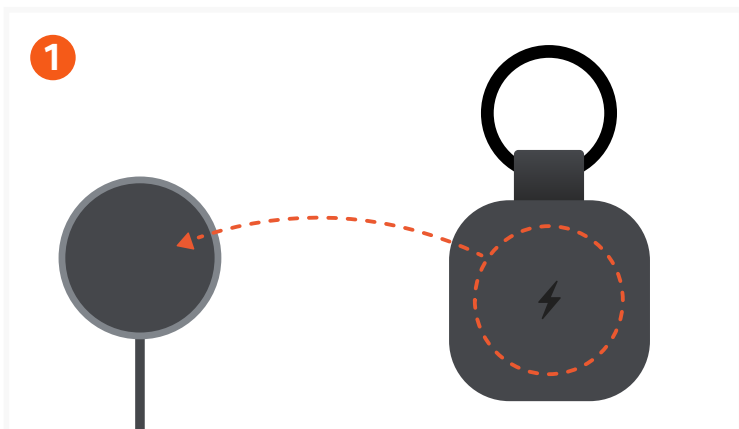


FINDALL™ KEYCHAIN

SKU: ST-LKCFK / ST-LKCFW / ST-LKCFR



Charge the Keychain with a wireless charger (not included). The status light will be orange while charging and green when fully charged.

It is recommended to charge once every 8 months. Battery life lasts up to 12 months* on a single charge (may vary depending on usage).



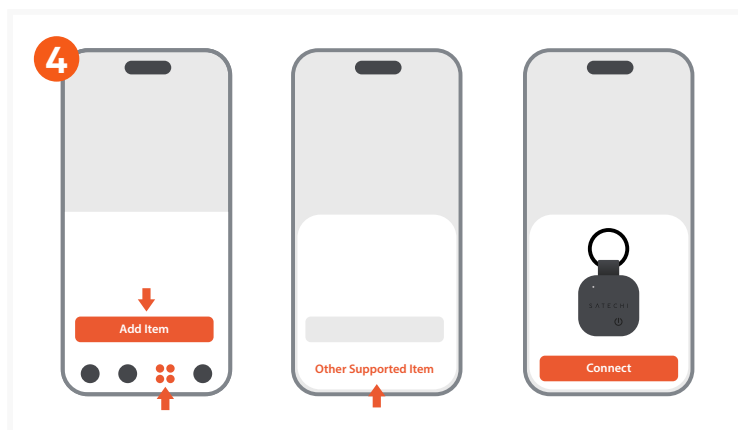
To power on the Keychain, press the power button once. It will beep to indicate it is on.

If not paired within 10 minutes, it will beep and automatically power off.



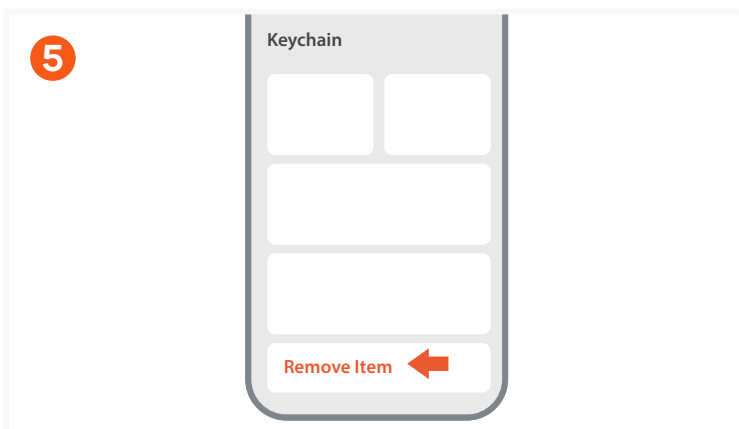
To power off the Keychain, quickly press the power button 2 times, then long press the 3rd time for at least 5 to 7 seconds. You will hear two beeps, indicating your FindAll™ Keychain is powered off.

When device is powered off, you cannot track its location.



To pair the Keychain, open the Find My app, tap **Add Item** under **Items**, and tap **Other Supported Item**. Once "Satechi FindAll™ Keychain" is detected, tap **Connect**.

Do not leave the app while pairing the device.



To remove the Keychain, open the Find My app, tap the Keychain under **Items**, tap **Remove Item**, tap **Remove**, and confirm to remove.

If unable to pair with a new device, a factory reset must be done.



To factory reset the Keychain, quickly press the power button 4 times, then long-press for at least 3 seconds, then you will hear a beep confirming the Keychain has been reset.