Dimensions: 95 x 140 mm

OUTSIDE

NEED HELP?

BESOIN D'AIDE? | ¿NECESITA AYUDA? | BENÖTIGEN SIE HILFE? | HAI BISOGNO DI AIUTO? | YARDIMA MI IHTIYACINIZ VAR? | POTRZEBUJĘ POMOCY? | PRECISA DE AJUDA? | НУЖНА ПОМОЩЬ? | 助けが必要ですか? | 도움이 필요하십니까? | 需要幫助? | 需要帮助?

Manufacturer:
7365 Mission Gorge Rd, Ste. G
San Diego, CA 92120, USA
+1 858 268 1800
support@satechi.com
www.satechi.net

EU Authorized Representative:
Chemical Inspection and Regulation Service Limited
CIRS, Regus Harcourt Centre
Dublin, Ireland, D02 HW77
+353 1 477 3710

UK Representative:
Chemical Inspection and Regulation Service UK Ltd.
Unit 539, Salisbury House
London Wall, London, EC2M 5SQ
+44 20 3289 6395

IMPORTANT

IMPORTANT | IMPORTANTE | WICHTIG | IMPORTANTE | ÖNEMLİ | WAŻNY | IMPORTANTE | ВАЖНО | 重要 | 중요한 | 重要訊息 | 重要信息

- The keypad layout function is based on iOS and macOS default settings. The output might differ for different OS.
- La fonction de disposition du clavier est basée sur les paramètres par défaut de iOS et macOS. La sortie peut différer selon le système d'exploitation.
- La función de diseño del teclado se basa en la configuración por defecto de iOS y macOS. La salida puede ser diferente para diferentes sistemas operativos.
- Die Tastaturlayoutfunktion basiert auf den Standardeinstellungen von iOS und macOS. Die Ausgabe kann bei anderen Betriebssystemen abweichen.
- La funzione di layout della tastiera si basa sulle impostazioni predefinite di iOS e macOS. L'output potrebbe essere diverso a seconda del sistema operativo.
- Tuş takımı düzeni işlevi, iOS ve macOS varsayılan ayarlarını temel alır. Çıktı, farklı işletim sistemleri için farklılık gösterebilir.
- Funkcja układu klawiatury jest oparta na domyślnych ustawieniach iOS i macOS. Wyniki mogą się różnić w zależności od systemu operacyjnego.
- A função de layout do teclado é baseada nas configurações padrão do iOS e macOS. A saída pode ser diferente para diferentes sistemas operativos.
- Функция раскладки клавиатуры основана на настройках iOS и macOS по умолчанию. Для разных ОС вывод может отличаться.
- キーパッドのレイアウト機能は、iOSおよび macOS の初期設定に基づきます。OSが異なる場合、出力が異なる場合があります。
- 키패드 레이아웃 기능은 iOS 및 macOS 기본 설정을 기반으로 합니다. 출력은 OS마다 다를 수 있습니다.
- 键盘佈局功能基於 iOS 和 macOS 默認設置。對於不同的操作系統，輸出可能會有所不同。
- 键盘布局功能基于 iOS 和 macOS 默认设置。对于不同的操作系统，输出可能会有所不同。

- To preserve battery life, the keypad will enter sleep mode automatically after ~1 hour of inactivity.
- Pour préserver la durée de vie des piles, le clavier passe automatiquement en mode veille après ~1 heure d'inactivité.
- Para preservar la vida de la batería, el teclado entrará en modo de reposo automáticamente después de ~1 hora de inactividad.
- Um die Batterie zu schonen, schaltet die Tastatur nach ca. 1 Stunde Inaktivität automatisch in den Ruhemodus.
- Per preservare la durata della batteria, la tastiera entra automaticamente in modalità sleep dopo ~1 ora di inattività.
- Pil ömrünü korumak için tuş takımı ~1 saat işlem yapılmadığında otomatik olarak uyku moduna girecektir.
- Aby zachować żywotność baterii, klawiatura automatycznie przejdzie w tryb uśpienia po ~ 1 godzinie bezczynności.
- Para preservar a duração da bateria, o teclado entrará automaticamente em modo de repouso após ~1 hora de inactividade.
- Для сохранения ресурса батареи клавиатура автоматически переходит в спящий режим после ~1 часа бездействия.
- 電池寿命を保つため、キーパッドは1時間以上使用しないと自動的にスリープモードになります。
- 배터리 수명을 보존하기 위해 ~1시간 동안 사용하지 않으면 키패드가 자동으로 절전 모드로 들어갑니다.
- 為延長電池壽命，約 1 小時不活動後，鍵盤將自動進入睡眠模式。
- 为延长电池寿命，约 1 小时不活动后，键盘将自动进入睡眠模式。

- Keep away from water, liquid, and moisture.
- Tenir à l'écart de l'eau, des liquides et de l'humidité.
- Mantener alejado del agua, líquidos y humedad.
- Von Wasser, Flüssigkeiten und Feuchtigkeit fernhalten.
- Tenere lontano da acqua, liquidi e umidità.
- Su, sıvı ve nemden uzak tutun.
- Przechowywać z dala od wody, płynów i wilgoci.
- Mantenha longe de água, líquidos e umidade.
- Беречь от воды, жидкостей и влаги.
- 水、液体、湿気を避けてください。
- 물, 액체 및 습기로부터 멀리하십시오.
- 遠離水，液體和濕氣。
- 远离水，液体和湿气。

- While the keypad cannot be used by plugging directly into your computer, it can be used wirelessly while charging.
- Bien que le Clavier ne puisse pas être utilisé en le branchant directement sur votre ordinateur, il peut être utilisé sans fil pendant le chargement.
- El teclado no puede ser utilizado mientras esté conectado directamente a la computadora, pero se puede usar inalámbricamente mientras se carga.
- Das Keypad kann während des Ladens kabellos verwendet werden, jedoch nicht, indem man es direkt an den Computer anschließt.
- Sebbene il Tastierino non possa essere utilizzata collegandola direttamente al computer, può essere utilizzata in modalità wireless durante la ricarica.
- Tuş Takımı doğrudan bilgisayarınıza takılarak kullanılamazken, şarj olurken kablosuz olarak kullanılabilir.
- Podczas gdy klawiatura nie może być używana po podłączeniu bezpośrednio do komputera, może być używana bezprzewodowo podczas ładowania.
- Embora o Keypad não possa ser utilizado ligando directamente ao seu computador, pode ser utilizado sem fios durante o carregamento.
- Хотя клавиатуру нельзя использовать, подключив непосредственно к компьютеру, ее можно использовать без проводов во время зарядки.
- キーパッドはコンピュータに直接接続して使用することはできませんが、充電中はワイヤレスで使用できます。
- 키패드는 컴퓨터에 직접 연결하여 사용할 수 없지만 충전하는 동안 무선으로 사용할 수 있습니다.
- 雖然無法通過直接插入計算機來使用鍵盤，但可以在充電時以無線方式 使用它。
- 虽然无法通过直接插入计算机来使用键盘，但可以在充电时以无线方式 使用它。

CAUTION: EXPOSURE TO RADIO FREQUENCY RADIATION

1.To comply with the Canadian RF exposure compliance requirements, this device and its antenna must not be co-located or operating in conjunction with any other antenna or transmitter.

2. For portable operation, this device has been tested and meets RF exposure guidelines when used with an accessory that contains no metal. Use of other accessories may not ensure compliance with RF exposure guidelines.

ATTENTION: EXPOSITION AU RAYONNEMENT RADIOFRÉQUENCE

1.Pour se conformer aux exigences de conformité RF canadienne l'exposition, cet appareil et son antenne ne doivent pas être co-localisés ou fonctionnant en conjonction avec une autre ou transmetteur.

2. Pour portable utilisation, cet appareil a été testé et respecte les directives sur l'exposition aux RF lorsqu'il est utilisé avec un accessoire sans métal. L'utilisation d'autres accessoires peut ne pas garantir la conformité aux directives d'exposition aux RF.

S A T E C H I

ALUMINUM SLIM RECHARGEABLE BLUETOOTH KEYPAD

USER MANUAL

Manuel de l'utilisateur | Manual de usuario | Benutzerhandbuch | Manuale utente | Kullanım kılavuzu | Instrukcja obsługi | Manual de usuário | Руководство пользователя | ユーザーマニュアル | 사용자 매뉴얼 | 使用者說明 | 用户说明

INSIDE

FUNCTIONS

FONCTIONS | FUNCIONES | FUNKTIONEN | FUNZIONI | FONKSİYONLAR | FUNKCJE | FUNÇÕES | ФУНКЦИИ | 機能 | 기능 | 功能 | 功能

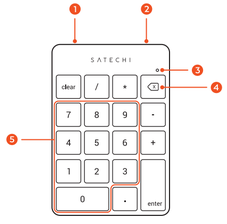

1. Micro USB Port

Port Micro USB | Puerto Micro USB | Micro-USB-Anschluss | Porta Micro USB | Micro USB Portu | Port Micro USB | Porta Micro USB | Порт Micro USB | Micro USB ポート | Micro USB 포트 | Micro USB 連接埠 | Micro USB 端口

2. On/Off Switch

Interrupteur Marche/Arrêt | Botón de Encendido/Apagado | Ein / Aus Schalter | Interruttore "On/Off" | Açma/Kapama Düğmesi | Przełącznik On/Off | Botão Liga/Desliga | Переключатель Вкл./Выкл. | 電源スイッチ | 전원 스위치 | 開/關 | 开/关

3. LED Indicator

Indicateur LED | Indicador LED | LED-Anzeige | Indicatore LED | LED Göstergesi | Wskaźnik LED | Indicador LED | Светодиодный Индикатор | LED ンジケータ | LED 표시등 | LED 指示燈 | LED指示灯

4. Delete Key

Touche Supprimer | Tecla Borrar | Löschen-Taste | Tasto Cancella | Silme Tuşu | Usuń klawisz | Apagar chave | Клавиша удаления | 削除キー | 키 삭제 | 刪除鍵 | 删除键

5. Number Keys

Touches numériques | Teclas Numéricas | Numerische Tasten | Tasti Numerici | Sayı Tuşları | Klawisze numeryczne | Chaves numéricas | Цифровые клавиши | テンキー | 숫자 키 | 數字鍵 | 数字键

ON/OFF

MARCHE/ARRÊT | ENCENDIDO/APAGADO | EIN / AUS | ACCESO/SPENTO | AÇMA/KAPAMA | WŁ./WYŁ | LIGA/DESLIGA | ВКЛ./ВЫКЛ. | オンオフ | 켜기/끄기 | 開/關 | 开/关

LED INDICATORS

INDICATEURS LED | INDICADORES LED | LED-ANZEIGEN | INDICATORI LED | LED GÖSTERGE | WSKAŹNIKI LED | INDICADORES LED | LED-ИНДИКАТОРЫ | LEDインジケーター | LED 표시등 | LED 指示燈 | LED 指示灯

CHARGING

CHARGEMENT | CARGAR | LADEN | RICARICA | ŞARJ ETME | ŁADOWANIE | CARREGANDO | ЗАРЯДКА | 充電 | 충전 | 充電 | 充电

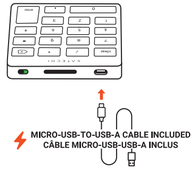

A.

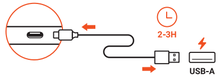

B.

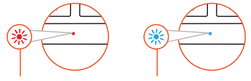

BATTERY LIFE

VIE DE LA BATTERIE | VIDA DE BATERÍA | AKKU-BETRIEBSDAUER | DUARTA DELLA BATTERIA | PIL ÖMRÜ | ŻYWOTNOŚĆ BATERII | VIDA DA BATERIA | СРОК СЛУЖБЫ БАТАРЕИ | バッテリー寿命 | 배터리 수명 | 電池壽命 | 电池寿命

- The keypad's rechargeable battery will last 2-3 weeks with moderate use (2hrs typing per day).
- La batterie rechargeable du clavier durera 2 à 3 semaines avec une utilisation modérée (2 heures par jour).
- La batería recargable del teclado durará de 2 a 3 semanas con uso moderado (2 horas de uso al día).
- Eine Akkuladung hält 2-3 Wochen bei moderater Nutzung (2 Std. Nutzung pro Tag) des Keypads.
- La batteria ricaricabile del Tastierino durerà 2-3 settimane con un uso moderato (2 ore al giorno).
- Tuş Takımının şarj edilebilir pili orta düzeyde kullanımla (günde 2 saat yazma) 2-3 hafta dayanır.
- Akumulator klawiatury wystarcza na 2-3 tygodnie przy umiarkowanym użytkowaniu (2 godziny pisania dziennie).
- A bateria recarregável do teclado durará 2-3 semanas com uma utilização moderada (2hrs de digitação por dia).
- Перезаряжаемой батареи клавиатуры хватит на 2-3 недели при умеренном использовании (2 часа набора текста в день).
- キーパッドの充電式バッテリーは、適度な使用（1 日 2 時間のタイピング）で 2 ～ 3 週間持続します。
- 키패드의 충전식 배터리는 보통 사용(하루에 2시간 입력)으로 2-3주 동안 지속됩니다.
- 適度使用（每天打字 2 小時），鍵盤的可充電電池將持續 2-3 週。
- 适度使用（每天打字 2 小时），键盘的可充电电池将持续 2-3 周。

PAIRING

COUPLAGE | EMPAREJAMIENTO | KOPPELN | ACCOPPIAMENTO | EŞLEŞTİRME | ŁĄCZENIE W PARY | EMPARELHAMENTO | СОПРЯЖЕНИЕ | ペアリング | 편성 | 配對 | 配对

A.

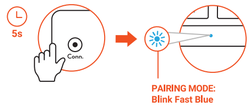

B.

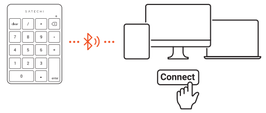

C.

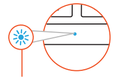

FCC

This device complies with part 15 of the FCC results.
Operation is subject to the following two conditions:
1. This device may not cause harmful interference and
2. This device must accept any interference received, including interference that may cause undesired operation.
Note: This Equipment has been tested and found to comply with the limits for a class B digital device, pursuant to Part 15 of the Federal Communications Commission (FCC) rules. These limits are designed to provide reasonable protection against harmful interference in a residential installation. This equipment generates, uses, and can radiate radio frequency energy and, if not installed and used in accordance with the instructions, may cause harmful interference to radio communications. However, there is no guarantee that interference will not occur in a particular installation. If this equipment does cause harmful interference to radio or television reception, which can be determined by turning the equipment off and on, the user is encouraged to try to correct the interference by one or more of the following measures:
1.1. Reorient or relocate the receiving antenna
1.2. Increase the separation between the equipment and receiver
1.3. Connect the equipment into and outlet on a circuit different from that to which the receiver is connected
1.4. Consult the dealer or an experienced radio/TV technician for help

Changes or modifications not expressly approved by the manufacturer could void the user's authority to operate the equipment.

CE DECLARATION OF CONFORMITY

Satechi declares that this product is in compliance with the essential requirements and other relevant provisions of applicable EC directives. For Europe, a copy of the Declaration of Conformity for this product may be obtained by visiting **https://satechi.net/support/doc**

WEEE Information

According to the WEEE (Waste Electrical and Electronic Equipment) Directive, do not dispose of this product as household waste or commercial waste. Waste electrical and electronic equipment should be appropriately collected and recycled as required by practices established for your country. For information on recycling of this product, please contact your local authorities, your household waste disposal service, or the shop where you purchased the product.

IC: 24917-STSALKP
This device contains licence-exempt transmitter(s)/receiver(s) that comply with Innovation, Science and Economic Development Canada's licence-exempt RSS(s). Operation is subject to the following two conditions:
(1) This device may not cause interference.
(2) This device must accept any interference, including interference that may cause undesired operation of the device
Cet appareil contient des émetteurs / récepteurs exemptés de licence conformes aux RSS (RSS)d'Innovation, Sciences et Développement économique Canada. Le fonctionnement est soumis aux deux conditions suivantes :
(1) Cet appareil ne doit pas causer d'interférences.
(2) Cet appareil doit accepter toutes les interférences, y compris celles susceptibles de provoquer un fonctionnement indésirable de l'appareil.