

OUTSIDE

HOT KEY FUNCTION & SUPPORT TABLE:

MAC OS FUNCTION	iOS 13 & ABOVE
Decrease Display Brightness	Decrease Brightness
Increase Display Brightness	Increase Brightness
Spotlight Search	Spotlight Search
App Switcher	App Switcher (iPad only)
Decrease Keyboard Backlit	Decrease Keyboard Backlit
Increase Keyboard Backlit	Increase Keyboard Backlit
Previous Track	Previous Track
Play / Pause	Play / Pause
Next Track	Next Track
Mute	Mute

MAC OS FUNCTION	iOS FUNCTION
Volume Down	Volume Down
Volume Up	Volume Up
Eject	Activate Virtual Keyboard
fn Fn Lock	Fn Lock

Safety Instructions

Warning: Fire, electric shock, damage to keyboard device could occur if the following instructions are not obeyed

1. Keep away from microwave radiation source
2. Do not place heavy objects on this product
3. No dropping and bending
4. Keep away from oil, chemical, or organic solvents

FAQS

• What if I don't have a Type-C port, only Type-A?

A: You can always use a Type-A to Type-C adapter.

• Does the keyboard come with different color light options?

A: Unfortunately, the keyboard is only equipped with a white backlight. However, you are able to cycle through 3 different brightness options.

• Will this work on a Windows computer or with my Surface tablet?

A: The keyboard will be compatible with your Windows device. Please be advised that the HotKey labels were designed for Apple so they may not correspond with your Windows device.

+1 858 268 1800

NEED HELP?

support@satechi.com



This device complies with part 15 of the FCC results.

Operation is subject to the following two conditions:

1. This device may not cause harmful interference and
2. This device must accept any interference received, including interference that may cause undesired operation.

Note: This Equipment has been tested and found to comply with the limits for a class B digital device, pursuant to Part 15 of the Federal Communications Commission (FCC) rules. These limits are designed to provide reasonable protection against harmful interference in a residential installation. This equipment generates, uses, and can radiate radio frequency energy and, if not installed and used in accordance with the instructions, may cause harmful interference to radio communications. However, there is no guarantee that interference will not occur in a particular installation. If this equipment does cause harmful interference to radio or television reception, which can be determined by turning the equipment off and on, the user is encouraged to try to correct the interference by one or more of the following measures:

- 1.1. Reorient or relocate the receiving antenna
 - 1.2. Increase the separation between the equipment and receiver
 - 1.3. Connect the equipment into an outlet on a circuit different from that to which the receiver is connected
 - 1.4. Consult the dealer or an experienced radio/TV technician for help
- Changes or modifications not expressly approved by the manufacturer could void the user's authority to operate the equipment.



Satechi declares that this product is in compliance with the essential requirements and other relevant provisions of applicable EC directives. For Europe, a copy of the Declaration of Conformity for this product may be obtained by visiting www.satechi.net/doc

S A T E C H I

SLIM W3 WIRED BACKLIT KEYBOARD

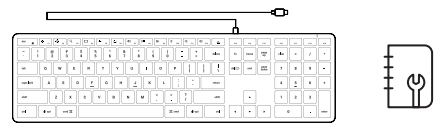


USER MANUAL

INSIDE

PACKAGING CONTENT

SLIM W3 WIRED BACKLIT KEYBOARD
USER MANUAL



SPECIFICATIONS

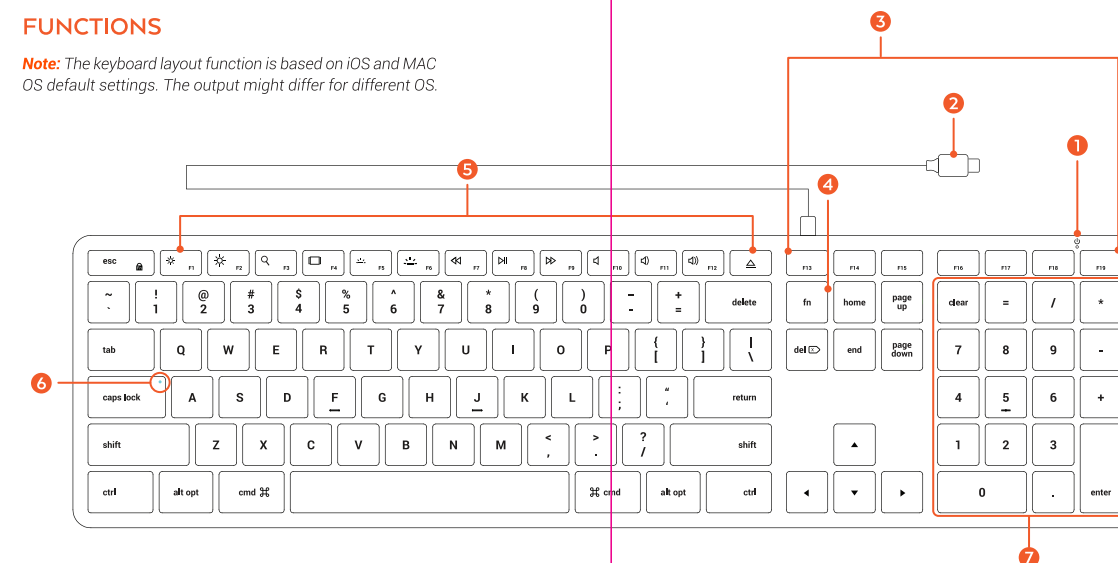
MODEL	ST-UCSW3M
DIMENSIONS	16.65" x 4.5" x 0.39"
CABLE LENGTH	62"
WEIGHT	440g
CONNECTION TYPE	USB-C

SYSTEM REQUIREMENTS

MACOSX	v10.4 or later
--------	----------------

FUNCTIONS

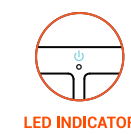
Note: The keyboard layout function is based on iOS and MAC OS default settings. The output might differ for different OS.



1. POWER LED INDICATOR / FN LOCK
2. USB-C CONNECTION CABLE
3. ADDITIONAL FN KEYS
4. FN KEY
5. MEDIA / FUNCTION KEYS
6. CAPS LOCK LED INDICATOR
7. NUMBERPAD

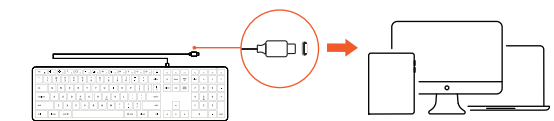
LED INDICATORS

- LED light will turn on as soon as the keyboard is connected to a device
- When the FN Lock is enabled, LED light will VERY SLIGHTLY increase in brightness.



CONNECT TO YOUR DEVICES

- Plug into Type-C port and keyboard will be detected by device.



Note:

Compatible with any mac that has a USB-C port.

BACKLIT

- There are 3 backlight levels. You can change the backlight levels at any time by pressing or .