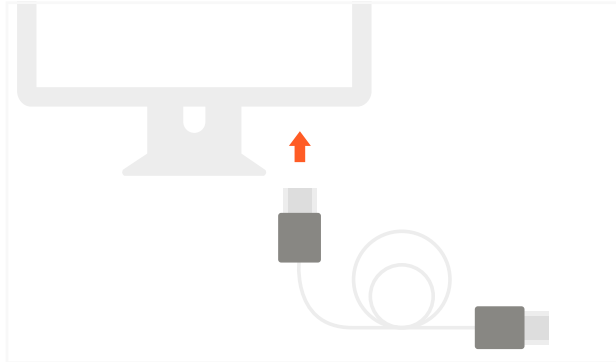


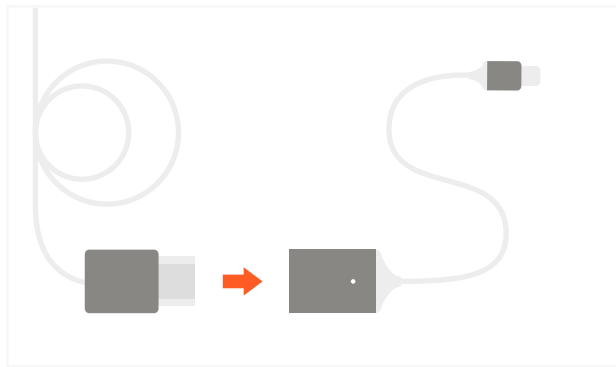
INSTRUCTIONAL GUIDE

TYPE-C TO HDMI ADAPTER

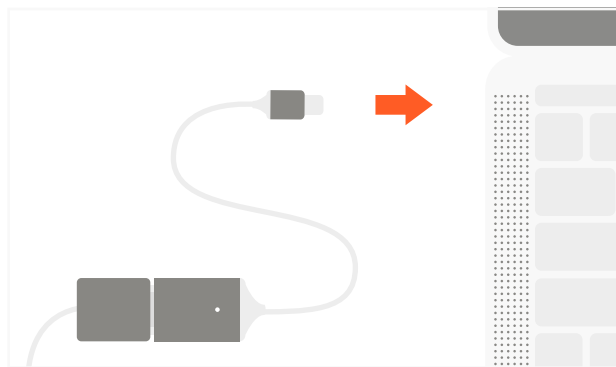
- 1** Plug HDMI cable into HDMI-equipped external monitor.
External monitor must have HDMI to HDMI capability.



- 2** Connect HDMI cable to the Adapter. The Adapter is backwards compatible with HDMI 1.4 and up.
HDMI 2.0 cable recommended for optimal functionality.



- 3** Connect Type-C to HDMI Adapter to your USB-C or Thunderbolt 3 device.
USB-C device must support DisplayPort over USB-C connection.



COMPATIBLE USB-C AND THUNDERBOLT 3 DEVICES

MacBook 2015/2016, MacBook Pro 2016, ChromeBook, Lumia 950/950XL, Samsung Galaxy Tab Pro S, Samsung S8 at WQHD, HP Spectre, Huawei Matebook, Dell XPS series, Xiaomi notebook 12", Acer Aspire R13 / V15, ASUS ROG G752VL / GT752VT / GT752VY / GX700VO / ASUS ZenBook Pro, UX501VW S5-391-6419 Nitro / V17 Nitro, Clevo P750DM / P770DM / P870DM, Predator 15 / 17, LG G5, Razor Blade Sheath and MSI GS40 / GS60 / GT72 / GT80 / Vortex/ WS60 / WS72