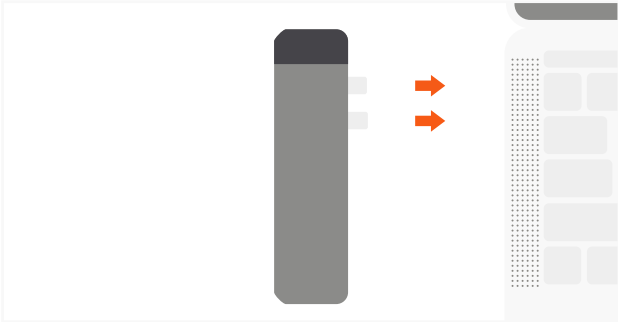
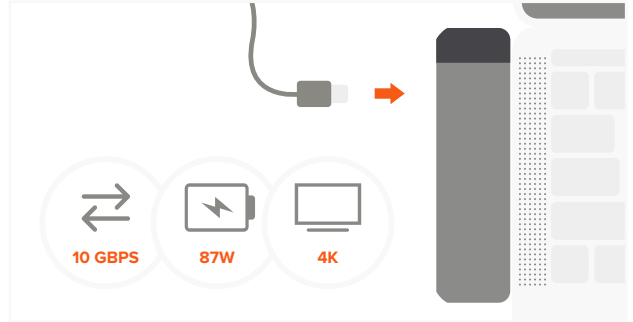


ALUMINUM PRO HUB WITH ETHERNET

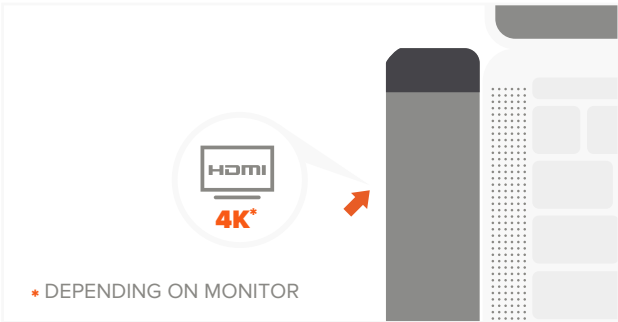
- 1** Plug the hub into the 2 Type-C ports on your 2016/2017 MacBook Pro. Only 2016/2017 MacBook Pro 13" and 15" models are supported.



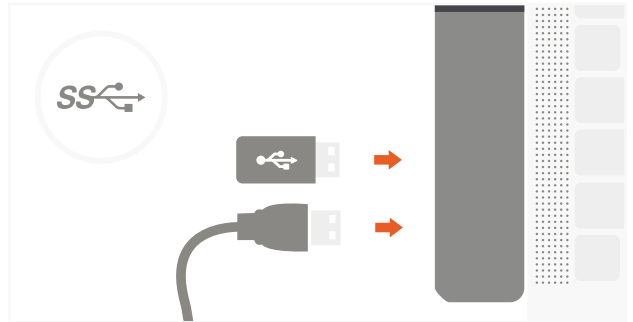
- 2** Use USB-C port for high speed data transfer (up to 10 Gbps), PD charging (up to 87W), video output (up to 4K 60Hz). Not recommended for use with laptop case



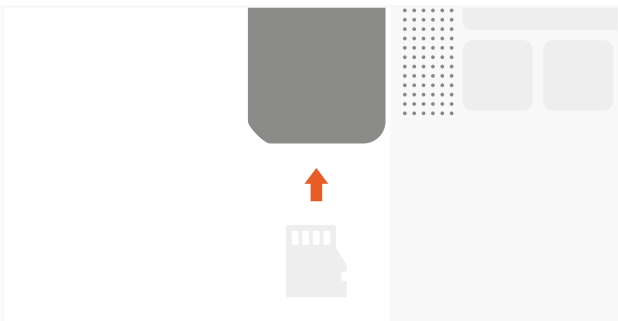
- 3** Connect external monitor to HDMI port on the Hub. Use HDMI-HDMI cable version 1.4 or higher. Available quality 1080p @ 60Hz, up to 4K @ 30Hz



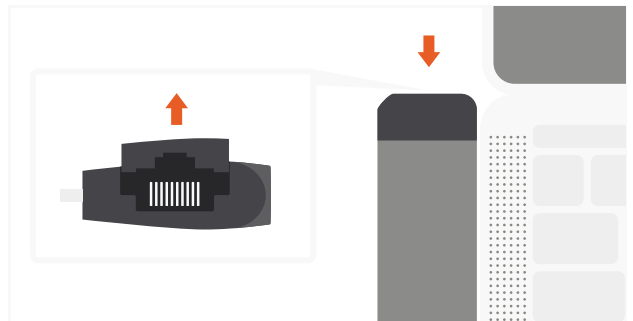
- 4** Connect USB peripherals to USB 3.0 ports on the Hub. USB 3.0 data speed – up to 5 Gb/s. Not compatible with Apple SuperDrive



- 5** Insert microSD card into card reader port. MicroSD data speed – up to 104 Mb/s



- 6** To insert Ethernet cable lift the cover on top side of the Hub. Do not force the cover open all the way



- 7** All ports can be used simultaneously. Connect one hard drive at a time. Does not charge iPad

