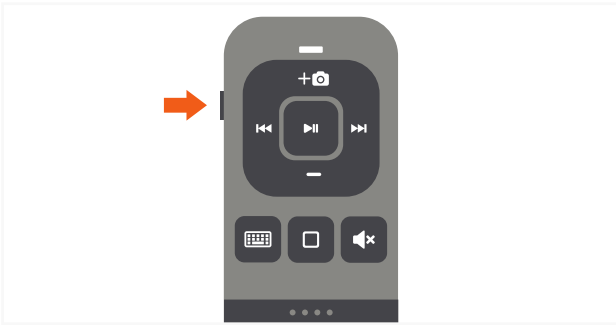


BLUETOOTH MULTI-MEDIA REMOTE

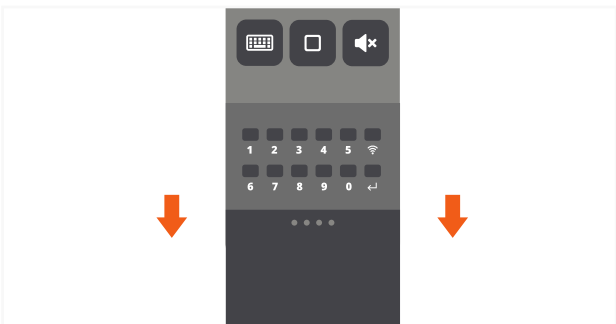
1 Switch the remote to the "ON" position.



2 Turn Bluetooth on your iOS device or Mac.




3 Slide open the keyboard cover on the Bluetooth Multi-Media Remote.



4 Hold down the Bluetooth Connect button on the Remote for about 3 seconds to turn on pairing mode. The green LED will flash.



5 In Bluetooth settings on your device select "Bluetooth Media Control & Camera Shutter Click".




6 Your device will generate a pin. Type it on the keyboard of the Remote and press the Enter button.




Siri

Press and hold the Home Button to activate Siri.



Camera app

When in the camera app of your device, press the Volume Up button on the Remote to take a picture.



Sleep Mode

The Remote goes into sleep mode to preserve battery life. Press any button on the Remote to wake it up and automatically re-connect to your device.

